

SOLUTIONS@SOURCE

Fresh & Frozen Food Guidelines



GEN-FOOD1_V01_100910

FOOD SAFETY




The delicate nature of food products and their packaging requires that specific legal EC standards are met in any product used in their manufacture or packaging.

Any RF Label used to protect fresh or frozen food products must meet the following basic requirements:



1. ISEGA certified food grade materials

EC regulations (EC 94-62) demand that all materials used in labels applied to the primary packaging of food products must be food grade. Checkpoint RF Food Labels are ISEGA certified and meet EC requirements for use on and inside food packaging.



2. TÜV certification for use in microwave devices

RF Labels used in food packaging protection should be TÜV certified and approved for use in microwave devices to ensure safe operation in the event of the food item being used in a microwave oven.

The use of a standard RF Label in protecting any food stuff or other product that may be subject to microwave use will potentially cause arcing and irreparable damage to the device used, as well as potential harm to the user.



3. Humidity resistance

RF Labels used for fresh food packaging must be resistant to humidity. Standard RF Labels are not designed to resist the humidity in chill cabinets, refrigerators or freezers that are used to preserve the freshness of meat, fish and dairy products in supermarkets.

Standard RF Labels will absorb the humidity in the surrounding environment and be deactivated. Checkpoint RF Food Labels are designed to be highly resistant to these conditions.



4. Automatic Application

When integrating RF Food Labels into any kind of food packaging using an automatic application process then it must have a built in static guard protection.

To meet all of the above requirements, Checkpoint has developed a complete range of independently certified Food safe RF Labels.

For any questions regarding this or any other labelling process contact your local Checkpoint representative.

MEAT, FISH & SEAFOOD DIRECT CONTACT




Pet Poly RF Food Label

The following recommendations are for non metallic packaging e.g. no metal foil, metallic ink flood coating, metal back paper etc.

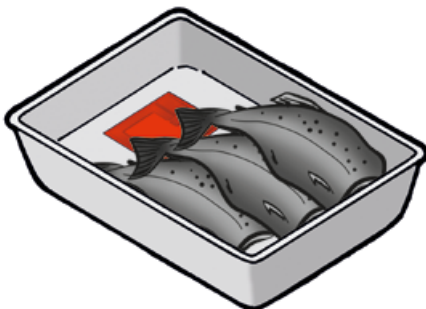
For optimum performance, RF labels should never be applied directly to, or positioned against, metallic or high metal content materials.

Where metallic materials are used for packaging presentation, they should be replaced with Iridine® or MiraFoil® coated materials, or with plain non metallic printed plastic, which allows the RF label to function correctly.

To enable the safe and effective tagging of fresh & frozen meat, fish and seafood presented in trays or flexible packaging at source, Checkpoint has developed the Pet Poly Food Safe RF Label, part of the world's first Food Safe RF label range.



This RF Food Label is designed to be applied to the inside face of flexible packaging or plastic trays in direct contact with meat, fish, seafood and dairy products.



The Pet Poly RF Food label is manufactured using synthetic top and bottom layers, incorporating an all round extended upper edge that creates an airtight seal. This prevents residual liquid inside the packaging coming into contact with the edges of the RF circuit which, (as happens with standard paper RF labels) would cause premature deactivation, eliminating its operational effectiveness.

Made entirely from ISEGA approved food safe materials and free of toxins that could transfer through food packaging materials, Checkpoint RF Food labels are also unique in being certified by TÜV as microwave safe*.

In accordance with EC directive EC 94-62, standard R F labels should never be used to protect Food stuffs – contact your local Checkpoint representative if you have any doubts.



IMPORTANT: Where possible, the RF label should be positioned on the same plane as, and ALWAYS within 10 cms / 4" of, the product barcode, preferably directly behind it.



For any questions regarding this or any other labelling process contact your local Checkpoint representative.

DELICATESSEN DIRECT CONTACT



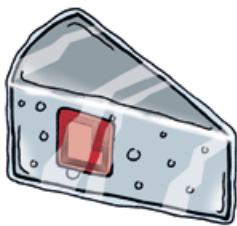
Deli RF Food Label

The following recommendations are for non metallic packaging e.g. no metal foil, metallic ink flood coating, metal back paper etc.


For optimum performance, RF labels should never be applied directly to, or positioned against, metallic or high metal content materials.

Where metallic materials are used for packaging presentation, they should be replaced with Iridine® or MiraFoil® coated materials, or with plain non metallic printed carton or plastic, which allows the RF label to function correctly.

To enable the safe and effective tagging of dairy and other low residue foodstuffs presented in trays or flexible packaging at source, Checkpoint has developed the Poly Poly Food Safe RF Label, part of the world's first Food Safe RF label range.



This RF Food Label is designed to be applied to the inside face of flexible packaging or plastic trays in direct contact with food stuffs.



The Deli RF Food label is manufactured using synthetic top and bottom layers to protect the circuit from the humidity in packaging or chill cabinets which, (as happens with standard paper RF labels) would prematurely deactivate the RF circuit, eliminating its operational effectiveness.

Made entirely from ISEGA approved food safe materials and free of toxins that could transfer through food packaging materials, Checkpoint RF Food labels are also unique in being certified by TÜV as microwave safe.

In accordance with EC directive EC 94-62, standard RF labels should never be used to protect Food stuffs – contact your local Checkpoint representative if you have any doubts



IMPORTANT: Where possible, the RF label should be positioned on the same plane as, and **ALWAYS** within 10 cms / 4" of, the product barcode, preferably directly behind it.



For any questions regarding this or any other labelling process contact your local Checkpoint representative.

FOOD PACKAGING INDIRECT CONTACT



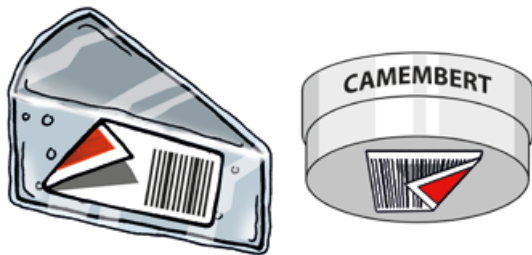
Paper Poly Food Safe RF Label

The following recommendations are for non metallic packaging e.g. no metal foil, metallic ink flood coating, metal back paper etc.

For optimum performance, RF labels should never be applied directly to, or positioned against, metallic or high metal content materials.

Where metallic materials are used for packaging presentation, they should be replaced with Iridine® or MiraFoil® coated materials, or with plain non metallic printed carton or plastic, which allows the RF label to function correctly.

To enable the safe external tagging of food in trays or flexible packaging at source, Checkpoint has developed the Paper Poly Food Safe RF Label, part of the world's first Food Safe RF label range.



This RF Food label is designed to be applied directly to the outside of flexible packaging or plastic trays.

The Paper Poly RF Food label is manufactured using a synthetic top layer to protect the circuit from the humidity in chill cabinets which, (as happens with standard paper RF labels), would prematurely deactivate the RF circuit, eliminating its operational effectiveness.



Made entirely from ISEGA approved food safe materials and free of toxins that could transfer through food packaging materials, Checkpoint RF Food labels are also unique in being certified by TÜV as microwave safe.



In accordance with EC directive EC 94-62, standard RF labels should never be used to protect Food stuffs – contact your local Checkpoint representative if you have any doubts

IMPORTANT: Where possible, the RF label should be positioned on the same plane as, and ALWAYS within 10 cms / 4" of, the product barcode, preferably directly behind it.



For any questions regarding this or any other labelling process contact your local Checkpoint representative.

MEAT, FISH, SEAFOOD & DAIRY PRODUCE DIRECT CONTACT SCALE LABEL INTEGRATION




SPOT* RF Food Label

The following recommendations are for non metallic packaging e.g. no metal foil, metallic ink flood coating, metal back paper etc.

For optimum performance, RF labels should never be applied directly to, or positioned against, metallic or high metal content materials.

Where metallic materials are used for packaging presentation, they should be replaced with Iridine® or MiraFoil® coated materials, or with plain non metallic printed carton or plastic, which allows the RF label to function correctly.

To enable safe and efficient integration into scale and product labels for application to all food packaging types either in store or in central pack facilities, Checkpoint has developed the RF Food SPOT label solution.



Manufactured using super thin Polyethylene, this Food Label is designed to be integrated into scale or product labels before packaging application.

The synthetic construction protects the circuit from the humidity in chill cabinets which, (as would happen with standard paper RF labels), would prematurely deactivate the RF circuit, eliminating its operational effectiveness.

Made entirely from ISEGA approved food safe materials and free of toxins that could transfer through food packaging materials, Checkpoint RF Food labels are also unique in being certified by TÜV as microwave safe*.

In accordance with EC directive EC 94-62, standard RF labels should never be used to protect Food stuff.

IMPORTANT: Where possible, the RF label should be positioned on the same plane as, and ALWAYS within 10 cms / 4" of, the product barcode, preferably directly behind it.



* Security Protection On Tag

For any questions regarding this or any other labelling process contact your local Checkpoint representative.

METALLIC PACKAGING RECOMMENDATIONS




Indirect Contact Canned Goods

The following recommendations are for metallic packaging e.g. metal foil, metallic ink flood coating, metal back paper etc.

For optimum performance, RF labels should never be applied directly to, or positioned against, metallic or high metal content materials.


Where metallic materials are used for packaging presentation, they should be replaced with Iridine® or MiraFoil® coated materials, or with plain non metallic printed plastic, which allows the RF label to function correctly.



Metal support boards for vacuum packed delicatessen products: salmon, Iberian ham etc: These should be replaced with materials printed with Iridine® or MiraFoil® coated materials. Always use a Food Safe RF Label

IMPORTANT: Where possible, the RF label should be positioned on the same plane as, and ALWAYS within 10 cms / 4" of, the product barcode, preferably directly behind it.

Checkpoint recommends the Deli RF Food Label for this application, placed on the reverse side of the suggested board.



For any questions regarding this or any other labelling process contact your local Checkpoint representative.

Checkpoint Systems is a global leader in shrink management, merchandise visibility and apparel labelling solutions. Checkpoint partners with retailers and their suppliers to reduce shrink, increase shelf availability, ensure labelling consistency and achieve operational excellence. Checkpoint's solutions enable retailers to enhance the shopping experience for consumers, and grow their businesses profitably.

Electronic Article Surveillance



Solutions @ Source



High-Theft Solutions



Shrink Management Software



Merchandise Visibility



Apparel Labelling Solutions



Video, Alarm and Monitoring Services



Retail Merchandising Solutions

CONTACT
Solutions_Source@checkpt.com

